



In Harmony with Nature

CORPORATE BRIEFING SESSION
FOR THE YEAR ENDED SEPTEMBER 30, 2022

- 
- A stack of five smooth, light-colored stones is balanced on a beach of similar stones. The background shows a calm sea and a clear sky.
- **Company Brief**
 - **Operational Highlights**
 - **Financial Highlights**
 - **Future Prospect**
 - **Q & A Section**

Company Brief



Jauharabad Sugar Mills Limited is a Public Limited Company, and has a privilege of being one of the pioneer sugar mills of Pakistan. Initially it was setup by THAL Development Corporation of Pakistan which was later privatized and was listed as on December, 1973 at Pakistan Stock Exchange Limited The Mill has been in operation for the past 69 years.

Current sponsors acquired the Company in March 2013 by taking over the assets and liabilities, paying-off the old sponsors, injecting Rs. 1 billion as sponsors' loan (on an interest free basis) and renamed the Mill as Jauharabad Sugar Mills Limited after its hometown.

This takeover enabled the Company to settle previous bank /grower/creditor debts. A major Balancing, Modernization and Replacement of Machinery has been carried out thus enabling the Company to achieve stated capacity to 7,000 TCD of its currently operating crushing line-II, in addition to non-operating crushing line -I having stated capacity to 5,500 TCD.

Company Brief

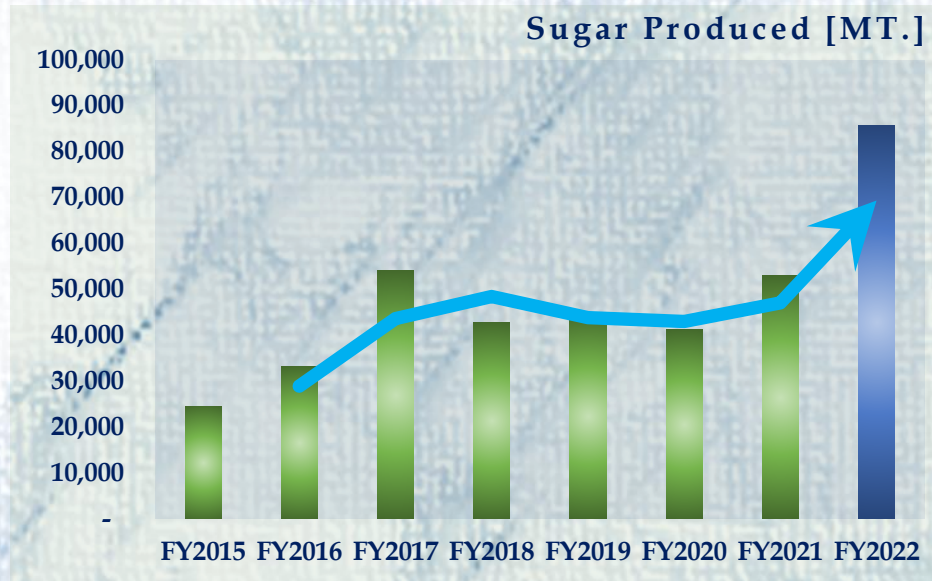
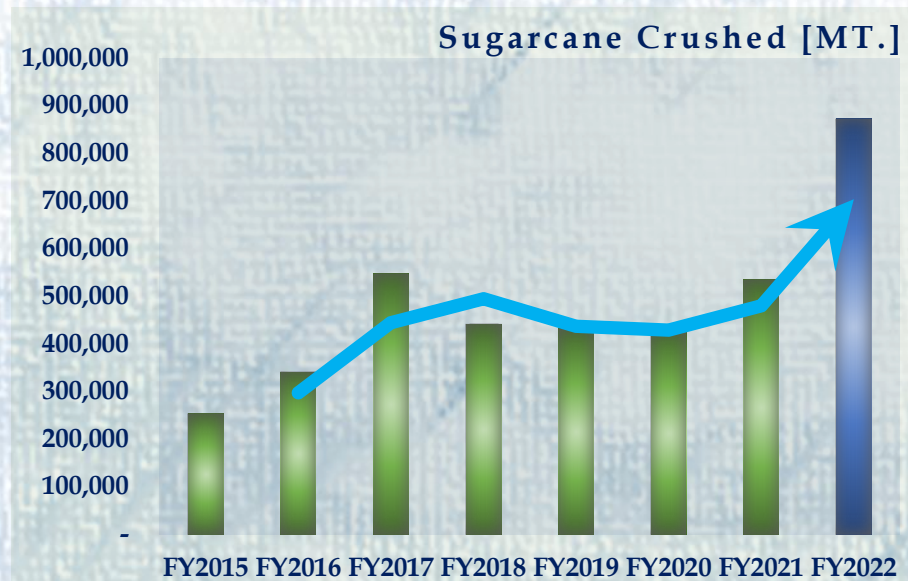
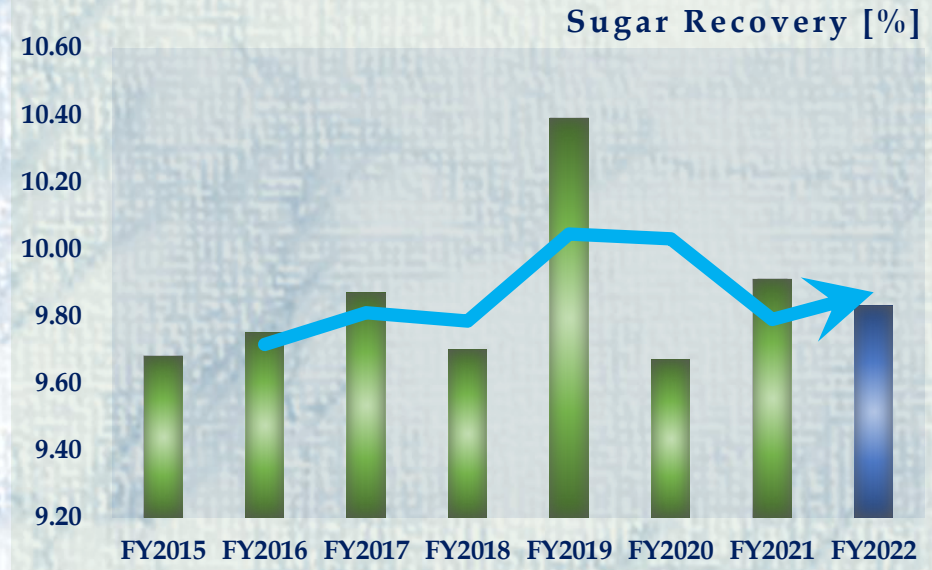


Company Name	Jauharabad Sugar Mills Limited
Company Symbol on PSX	JSML
Registered Office	125-B, Quaid-e-Azam Industrial Estate, Kot Lakhpat, Lahore
Mills	Jauharabad, District Khushab
Credit Rating [Agency: PACRA]	Long Term: BBB+ & Short Term: A2 Outlook: Stable
Authorized Capital	Rs. 700.000 Million
Paid-up Capital [30-Sept-2022]	Rs. 341.285 Million
Market Capitalization [30-Sept-2022]	Rs. 499.390 Million
Volume of Trade	2.3 Million Number of Shares
Name of Holding Company	Cane Processing (Pvt) Limited
Shareholding of Associated Companies, Undertakings and Related Parties	63.66 Percent i.e. 21.726 Million Number of Shares
NIT, Banks, Insurance Companies and Mutual Funds	3.72 Percent i.e. 1.270 Million Number of Shares
Free Float	35.39 Percent i.e. 12.081 Million Number of Shares
Contribution to National Exchequer	Rs. 915.580 Million [In Shape of Direct Taxes]

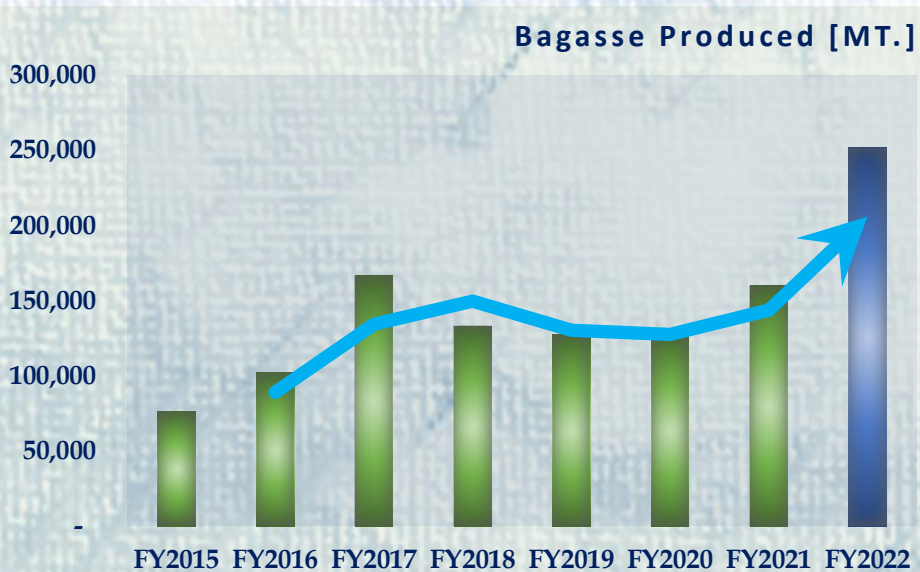
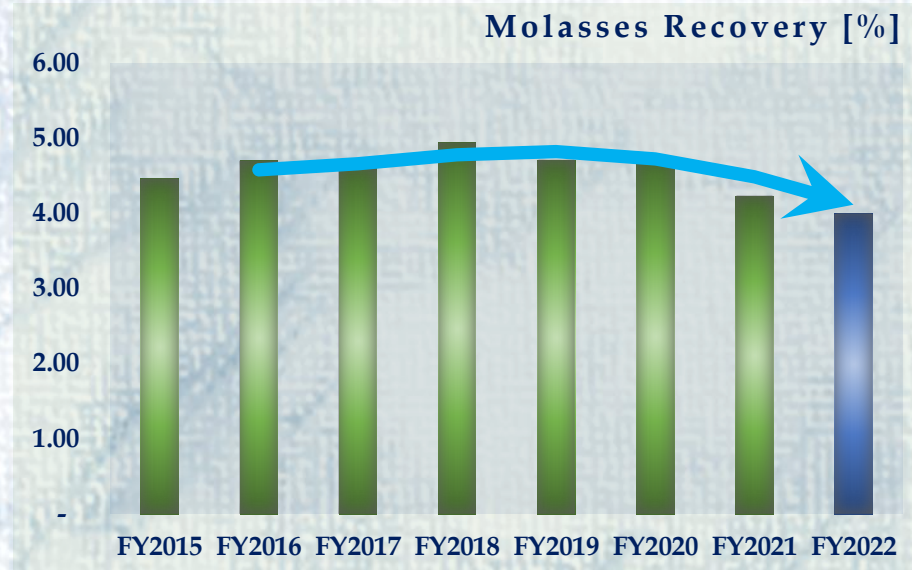
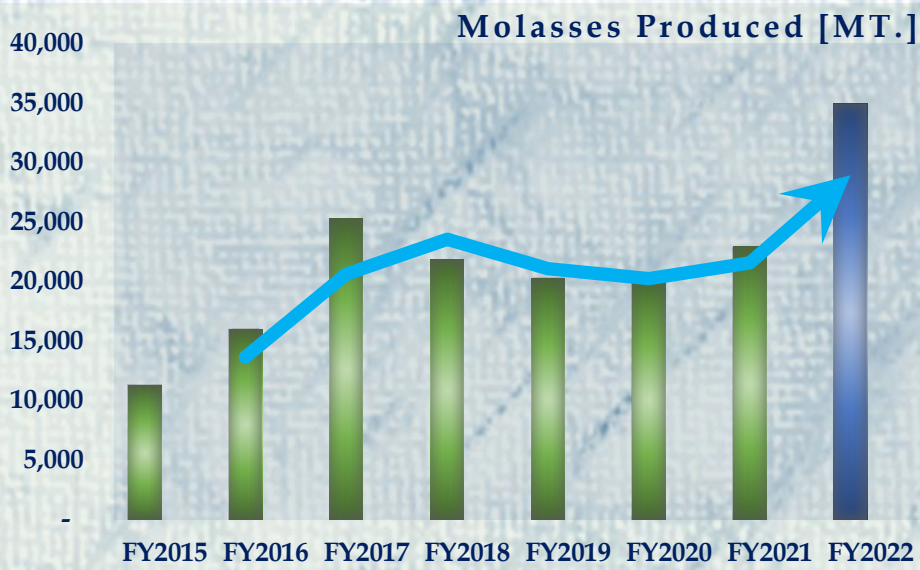
Operational Highlights

Descriptions	Units	FY2021/22	FY2020/21	YOY Change
Working Days	Days	146	124	17.74%
Sugarcane Crushed	M. Tons	872,378	533,772	63.44%
Sugar Produced	M. Tons	85,774	52,925	62.07%
Sugar Recovery	Percentage	9.83	9.91	(0.8%)
Sugar Sold	M. Tons	61,992	55,550	11.60%
Molasses Produced	M. Tons	34,909	22,923	52.29%
Molasses Recovery	Percentage	4.00	4.23	(5.44%)
Bagasse Produced	M. Tons	251,897	160,132	57.31%
V.F. Cake Produced	M. Tons	25,946	15,871	63.48%

Operational Highlights



Operational Highlights



Financial Performance

Horizontal Analysis

Descriptions	FY2021/22	FY2020/21	YOY Change
Sales - Net	5,180,431	4,924,089	5.21%
Cost of Sales	4,351,867	4,345,577	0.14%
Gross Profit	828,564	578,511	43.22%
Selling and Distribution Expenses	18,943	15,442	22.67%
Administrative and General Expenses	200,903	175,750	14.31%
Operating Profit	608,718	387,319	57.16%
Other Operating Income/(Expenses)	(3,977)	525	(857.54%)
Financial Cost	333,829	219,555	52.05%
Profit Before Tax	270,912	168,289	60.98%
Taxation	143,191	66,538	115.20%
Profit After Tax	127,721	101,751	25.52%
Earnings Per Share (Rs. /Share)	3.74	2.98	25.50%

Financial Performance

Vertical Analysis



Descriptions	FY2021/22	Percentage	FY2020/21	Percentage
Sales - Net	5,180,431	100.00	4,924,089	100.00
Cost of Sales	(4,351,867)	(84.01)	(4,345,578)	(88.25)
Gross Profit	828,564	15.99	578,511	11.75
Selling and Distribution Expenses	(18,943)	(0.37)	(15,442)	(0.31)
Administrative and General Expenses	(200,903)	(3.88)	(175,751)	(3.57)
Other Operating Income/ (Expenses)	(3,977)	(0.08)	525	0.01
Operating Profit	604,741	11.67	387,843	7.88
Financial Cost	(333,829)	(6.44)	(219,555)	(4.46)
Profit Before Tax	270,912	5.23	168,288	3.42
Taxation	(143,191)	(2.76)	(66,538)	(1.35)
Profit After Tax	127,721	2.47	101,750	2.07

Future Prospects

The upcoming crushing season 2022/23 is expected to be another year with surplus production of sugar owing to timely rainfalls, better yield and improved sucrose recovery. Domestic market compounded with timely exports is expected to payback appropriate returns on sales of sugar after absorption of higher cost of manufacturing to the mills.

Under short term strategy, The Company align with its vision to improve mills efficiency is continuously investing in BMR and maintenance of the Mills. Going forward the Company has planned to focus on corporate and retail segment under its marketing strategy. To bring diversification in revenue stream, the Company is focusing to enhance share of byproducts to topline and is working to explore new opportunities in regional market to utilize exportable energy towards revenue generation.


Under medium term strategy, the Company intends to install state of art distillery. Thereto, initial feasibilities are being carried out by team of professionals, identification of technology supplier is done and requisite Government approvals are being applied. The Company is committed to materialized this project at earliest.

In a long run, the management is focusing to maximize returns on shareholders' equity along with growth of the Company.



Q & A Section





Thank You